

## Elements of Music

<b>Articulation</b>	The techniques used on the instrument
<b>Melody</b>	The main tune of the music
<b>Dynamics</b>	How loud or soft an instrument is played
<b>Tonality</b>	The mood of the music
<b>Metre</b>	The number of beats in a bar
<b>Structure</b>	The sections within a piece of music
<b>Tempo</b>	The speed of the pulse
<b>Harmony</b>	The chords in a piece of music
<b>Sonority</b>	The sound an instrument makes
<b>Rhythm</b>	A pattern of long and short notes
<b>Texture</b>	The layers of instruments in a piece of music

## Other Key Vocabulary

<b>Pulse</b>	The beat, or "heartbeat" of the music
<b>Pitch</b>	How high or low a note is
<b>Ensemble</b>	A group of musicians playing together

# Year 7 – Term 1 Knowledge Organiser

## Topic - Musical Elements and Skills

### Key Skills



#### Playing In Time -

When the **rhythm** of the music is in sync with the **pulse**

**Singing In Tune -**  
When you sing the correct **pitch** for the **melody**



#### Listening and Appraising -

Identifying key features and musical elements in music through listening

**Ensemble Skills -**  
Performing music with others. The way musicians blend their voices and instruments to make a pleasing sound










## Why?

This topic introduces students to music at secondary school.

Students learn the fundamentals of being a musician through musical activities such as singing, drumming, listening, and composing.

This allows students to progress through the curriculum with understanding and proficiency in the key skills and elements of music.

## Reading Notation

<b>Semibreve</b>		4 beats
<b>Minim (Squash)</b>		2 beats
<b>Crotchet (Tea)</b>		1 beat
<b>Quaver</b>		½ beat
<b>Joined Quavers (Coffee)</b>		½ + ½ = 1 beat
<b>Semiquaver</b>		¼ beat
<b>Joined Semiquavers (Coca-Cola)</b>		4 x ¼ = 1 beat

## Elements of Music

<b>Articulation</b>	The techniques used on the instrument
<b>Melody</b>	The main tune of the music
<b>Dynamics</b>	How loud or soft an instrument is played
<b>Tonality</b>	The mood of the music
<b>Metre</b>	The number of beats in a bar
<b>Structure</b>	The sections within a piece of music
<b>Tempo</b>	The speed of the pulse
<b>Harmony</b>	The chords in a piece of music
<b>Sonority</b>	The sound an instrument makes
<b>Rhythm</b>	A pattern of long and short notes
<b>Texture</b>	The layers of instruments in a piece of music

## Other Key Vocabulary

<b>Pulse</b>	The beat, or "heartbeat" of the music
<b>Pitch</b>	How high or low a note is
<b>Solo</b>	A musician playing on their own

# Year 7 – Term 2 Knowledge Organiser

## Topic - Keyboard Skills

### Key Skills



**Playing In Time -**  
When the **rhythm** of the music is in sync with the **pulse**

**Listening and Appraising -**  
Identifying key features and musical elements in music through listening



**Five Finger Technique -**  
Individual fingers play different notes, allowing us to play smoother melodies.

**Expression -**  
Changing your performance to make it unique and personal. Using dynamics and changing speed to make the piece sound more emotional



## Why?

This topic extends previous learning by applying key musical skills to the keyboard. Students will learn how to develop their fluency on an instrument, what it means to practise in a focused way, and how to improve any skill.

Many topics will use keyboard to explore concepts, so technical fluency will help students access more challenging content.

## Reading Notation

<b>Semibreve</b>		4 beats
<b>Minim (Squash)</b>		2 beats
<b>Crotchet (Tea)</b>		1 beat
<b>Quaver</b>		½ beat
<b>Joined Quavers (Coffee)</b>		½ + ½ = 1 beat
<b>Semiquaver</b>		¼ beat
<b>Joined Semiquavers (Coca-Cola)</b>		4 x ¼ = 1 beat