








KEY VOCABULARY 

- Intentions** – This is your aim or plan.
- Stimulus** – A resource used to start a creative process.
- Constructive** – Something that is useful and intended to improve.
- Analyse** – Looking at something in detail.
- Blocking** – When you dismiss the ideas of others preventing the work from progressing.
- Theatrical skill** – The level at which you develop and perform your character.
- Range of skill** – Using a number of different techniques and skills appropriate to your ideas.
- Contribution** – The impact you have during the devising and rehearsal process making sure it is positive.
- Inventiveness** – Including original ideas and structure in your drama.
- Artistic intention** – What you, as an actor want to achieve with your work, what you want the audience to understand.

Always Remember 

- Keep reflecting on how you are working as a group and make sure everyone contributes 
- Stay positive! This is a vital part of being a successful group 
- Don't block the process by being unwilling to listen or try out the ideas of others. Be a leader not a boss! 
- Don't forget to keep notes throughout the process, any diagrams or comments as you will need these for your devising log 
- Research as much as you can on your chosen theme. This will help with the devising process 
- Never think your work is done! The more you rehearse the better the outcome
- Only include techniques that are going to improve your work and help the audience understand your intentions 
- Hot seating is a fantastic way of developing your character. Sit in role and get the members of your group to ask you questions and you have to answer them as your character 

DEVISING TECHNIQUES 

- Still Images*
- Exposition*
- Sound scape*
- Split Screens*
- Spoken Thoughts*
- Essence Machines*
- Choral Speaking*
- Cross Cutting*
- Narration*
- System of movements*
- Proxemics*
- Flashbacks*
- Mime*
- Physical Theatre*
- Chair Duets*
- Slow Motion Movement*
- Mask Work*



PROGRESS CHECK

- Have you **highly developed** your use of theatrical skill?
- Are you demonstrating an **extensive** range of skills?
- Have you shown **outstanding** contribution to the overall effectiveness of your piece?
- Is your work **highly inventive** throughout?
- Are you **highly successful** in realising your individual artistic intentions?

The success of your group depends on each individual

| TYPES OF STIMULUS | CONSIDERATIONS | AUDIENCE & PURPOSE | PERFORMANCE SPACE |
|--|------------------------------|---|------------------------------|
| Themes | Target audience | To educate | End on |
| Props | Structure of work | To inform | In the round |
| Time and place | Style and genre | To entertain | Thrust |
| Issues | Creative intentions | To celebrate | Traverse |
| Historical events | Timing | To challenge viewpoints, to provoke, to raise awareness | Promenade |
| Existing repertoire | Performance space | | Proscenium Arch |
| Contribution | Responding | Reliability | Supporting |
| Be imaginative | Let everyone speak | Be punctual and prepared | Trust and support each other |
| Check your ideas meet the requirements | Discuss every idea suggested | Be committed & consistent | Be respectful & listen |
| | | Be positive | |