

Elements of Music

Articulation	The techniques used on the instrument
Melody	The main tune of the music
Dynamics	How loud or soft an instrument is played
Tonality	The mood of the music
Metre	The number of beats in a bar
Structure	The sections within a piece of music
Tempo	The speed of the pulse
Harmony	The chords in a piece of music
Sonority	The sound an instrument makes
Rhythm	A pattern of long and short notes
Texture	The layers of instruments in a piece of music

Other Key Vocabulary

Pulse	The beat, or "heartbeat" of the music
Pitch	How high or low a note is
Ensemble	A group of musicians playing together

Year 7 – Term 1 Knowledge Organiser

Topic - Musical Elements and Skills

Key Skills



Playing In Time -

When the **rhythm** of the music is in sync with the **pulse**



Singing In Tune -

When you sing the correct **pitch** for the **melody**



Listening and Appraising -

Identifying key features and musical elements in music through listening

Ensemble Skills -

Performing music with others. The way musicians blend their voices and instruments to make a pleasing sound










Why?

This topic introduces students to music at secondary school.

Students learn the fundamentals of being a musician through musical activities such as singing, drumming, listening, and composing.

This allows students to progress through the curriculum with proficiency in the key skills and understanding of the key elements of music.

Reading Notation

Semibreve		4 beats
Minim (Squash)		2 beats
Crotchet (Tea)		1 beat
Quaver		$\frac{1}{2}$ beat
Joined Quavers (Coffee)		$\frac{1}{2} + \frac{1}{2} = 1$ beat
Semiquaver		$\frac{1}{4}$ beat
Joined Semiquavers (Coca-Cola)		$4 \times \frac{1}{4} = 1$ beat