

Key Vocabulary...

LINES	That a line is a continual mark. Line is the most basic element of art.
FORM	That form refers to three dimensional objects i.e., cube, sphere, cylinder.
-tone	That tone (value) is how light or dark a colour is. This can be reflected in any media from pencil to coloured pencil and paint.





Always remember...


TONAL SCALE	A scale in which tone is measured by increasing the darkness step-by-step.
MARK-MAKING	Mark-making describes the different lines, dots, marks, patterns, and textures we create in an artwork.
CROSS-HATCHING	Cross-hatching is using pen in two or more directions to create tone by changing the spacing of the lines.
HATCHING	Hatching is using pen in one direction to create tone by changing the spacing of the lines.
STIPPLING	Stippling is using dots to create tone by changing the spacing of the lines.




Picture This...




cross-hatch



horizontal lines




circles in lines



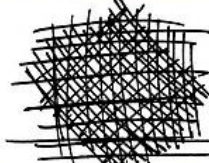
broken cross-hatch




broken lines




rough vertical lines




cross hatch




0.8mm dots



diagonal lines



0.8 0.4 0.2



slanted broken lines



wood effect

Deeper Learning...



Joe MacGown is a Mississippi artist who creates chaotic assemblages of strange mutated creatures that reflect his thoughts and observations of life **on this planet.**



When not working as an entomologist, MacGown creates fantastical **surreal art** that may be heavily influenced by his microscopic studies of **insects** and other organisms.

The Big Question...

NEXT STEPS:

We could now use lines and texture in other mediums in art such as clay and paint.

Activity: Using the template provided or creating your own animal outline, Fill with Zentangle patterns and try to create depth by using lots of small clustered lines to create dark areas and lots of space between lines to create lighter areas.